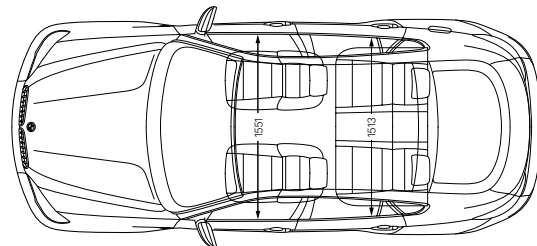
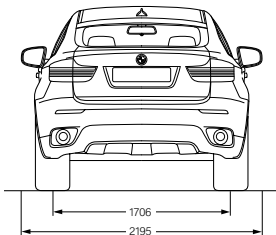
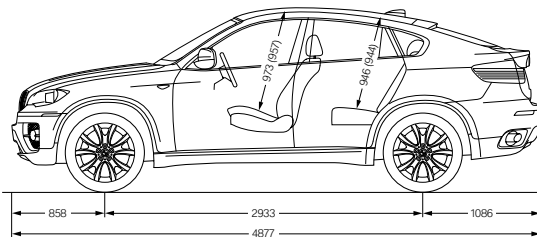
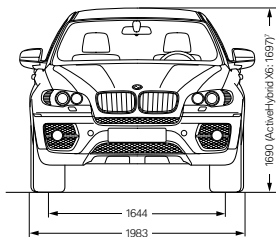


■ Standard equipment □ Optional equipment – Not available

Entertainment, communication and information	X6 xDrive35i	X6 xDrive50i	X6 xDrive30d	X6 xDrive40d	ActiveHybrid X6
– DAB tuner	□	□	□	□	□
– DVD changer in the glove compartment, with multi-channel audio system	□	□	□	□	■
– DVD system in the rear	□	□	□	□	□
– HiFi loudspeaker system	■	■	■	■	–
– HiFi system Professional	□	□	□	□	■
– Radio BMW Professional, incl. MP3-compatible CD drive	■	■	■	■	■
– USB/audio interface	□	□	□	□	■
TV function	□	□	□	□	□

Technical data		X6 xDrive35i	X6 xDrive50i	X6 xDrive30d	X6 xDrive40d	ActiveHybrid X6
Weight						
Unladen EU ¹	kg	2145	2265	2150	2185	2525
Max. permissible	kg	2670	2790	2675	2710	3025
Permitted load	kg	600 [650]	600	600 [650]	600 [650]	575
Permitted axle load, front/rear	kg	1265/1460	1365/1480	1275/1460	1300/1460	1460/1590
Permitted roof load	kg	100	100	100	100	100
Permitted trailer load, unbraked	kg	750	750	750	750	750
Permitted trailer load, braked, max. 12% gradient	kg	3500	3500	3500	3500	2000
Permitted trailer load, braked, max. 8% gradient	kg	3500	3500	3500	3500	2000
Engine²						
Cylinders/valves		6/4	8/4	6/4	6/4	8/4
Capacity	cc	2979	4395	2993	2993	4395
Max. output	kW (hp) rpm	225 (306) 5800	300 (407) 5500–6400	180 (245) 4000	225 (306) 4400	357 (485) ³
Max. torque	Nm rpm	400 1200–5000	600 1750–4500	540 1750–3000	600 1500–2500	780 ³
Transmission						
Standard transmission ratios	III :1	4.70/3.13/2.10	4.70/3.13/2.10	4.70/3.13/2.10	4.70/3.13/2.10	3.89/2.62/1.80
	III/IV :1	1.67/1.29/1.0	1.67/1.29/1.0	1.67/1.29/1.0	1.67/1.29/1.0	1.30/1.00/0.83
	V/VI/II ³ :1	0.840.67/3.30	0.840.67/3.30	0.840.67/3.30	0.840.67/3.30	0.72/–/variable
Final drive ratio	:1	3.15	3.15	3.15	3.15	3.64
Performance						
Top speed	km/h	240	240/250 ⁴⁻⁵	210/222 ⁵	236	236/250 ⁴⁻⁵
Acceleration 0–100 km/h	sec	6.7	5.4	7.5	6.5	5.6
Fuel consumption⁶						
Urban	l/100 km	13.2	17.5	8.7	8.8	10.8
Extra-urban	l/100 km	8.3	9.6	6.7	6.8	9.4
Combined	l/100 km	10.1	12.5	7.4	7.5	9.9
CO ₂ emissions	g/km	236	292	195	198	231
Tank capacity, approx.	l	85	85	85	85	85

Technical data	X6 xDrive35i	X6 xDrive50i	X6 xDrive30d	X6 xDrive40d	ActiveHybrid X6
Wheels					
Tyre dimensions front/rear	255/50 R 19 V	255/50 R 19 W	255/50 R 19 V	255/50 R 19 V	275/40/315/35 R 20 W
Wheel dimensions front/rear	9 J x 19	9 J x 19	9 J x 19	9 J x 19	10/11 J x 20
Material	light-alloy	light-alloy	light-alloy	light-alloy	light-alloy



¹ The figure quoted includes a 90% tank filling, 68 kg for the driver and 7 kg for luggage. Unladen weight applies to vehicles with standard specification. Optional equipment may increase this figure.

² BMW recommends the use of RON 95 super unleaded petrol. Unleaded RON 91 and higher with a maximum ethanol content of 10% (E10) may also be used. Output and consumption figures apply to RON 98 fuel.

³ System output.

⁴ Electronically limited.

⁵ With high-speed setup.

⁶ All engines comply with the EU5 emissions standard. Fuel consumption is determined in accordance with the ECE driving cycle made up of approximately one third urban and two thirds extra-urban driving (based on the distance covered). CO₂ emissions are measured in addition to fuel consumption.

Fuel consumption is determined for vehicles with standard equipment. Optional equipment (such as wider tyres) can have a significant impact on fuel consumption and on performance.

⁷ Height with roof railing is 1,699 mm (ActiveHybrid X6: 1,706 mm).

Values in [] apply to vehicles with self-levelling pneumatic rear suspension or in combination with Adaptive Drive. The BMW X6 shown in this brochure has the exterior colour Vermilion Red metallic. The upholstery is Nevada leather Oyster, with interior fine-wood trim Bamboo Grain, dark.

All dimensions in the technical drawings in millimetres. Height includes roof antenna. Luggage compartment capacity 570 – 1,450 litres (ActiveHybrid X6: 470 – 1,350).

Values in () are for vehicles with a sliding roof.